




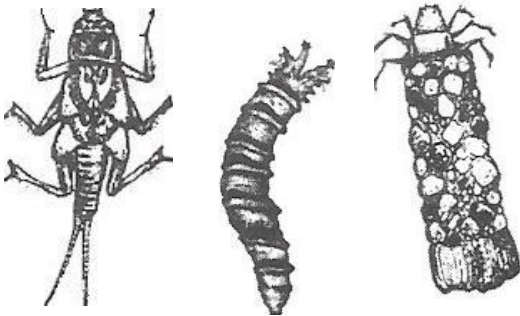
# Trout Stream Food Chain Activity



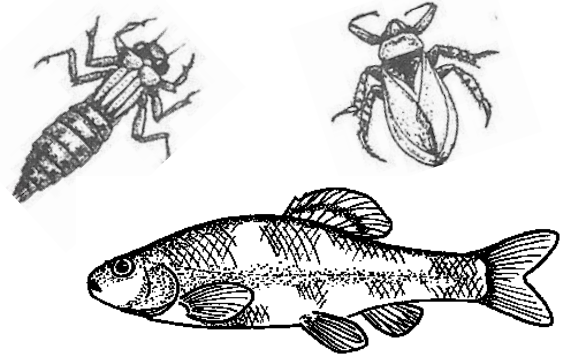
Sun




Tree



"Shredders"



1<sup>st</sup> Predators



Trout



Heron



**Osprey**



**Mink**

## Trout Food Chain Activity Instructions

Items you will need:

- “Trout Stream Food Chain Activity” Sheets (attached)
- Scissors
- Crayons, markers, or colored pencils
- Yarn, shoelace, or string
- Tape
  - Optional: hole punch (if you want to lace the cards together, instead of taping)

Steps:

1. Print out the “Trout Stream Food Chain Activity” sheets above.
2. Color the cards however you would like!
3. Cut out the cards
4. Lay them out in the follow order from top to bottom, starting with the sun at top - Sun → Tree → Shredders → 1<sup>st</sup> Predators → Trout → Predator (pick either Heron, Mink or Osprey card)
5. Flip the cards over, spread them out with ½ inch between each card
6. Lay out your yarn or string so there is enough to make a loop at the top for hanging, and a little tail on each end of the string, and cut the string or yarn from the spool
7. Tape the cards to the string
  - a. Optional: With a hole punch, punch a hole into each corner of each card, and weave the string through each card, so that the string is hidden behind. Make sure you follow the order from the sun card down to the predator card carefully.
8. Hang and enjoy!

Tape Option



Lacing Option

